

W-FA/S, W-FA/F FIXING ANCHORS

11.1

Individual fastening:

Uncracked concrete


W-FA/S, Galvanized steel
with large washer

W-FA/S, Galvanized steel



W-FA/F, Hot galvanized steel

W-FA/A4 Fixing Anchor, see **11.2**

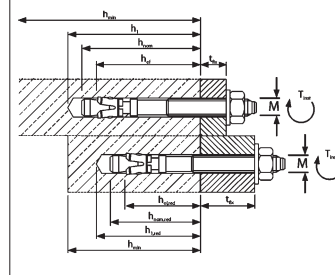
W-FA/HCR M6 Fixing Anchor, see **11.2**



Proof of performance

Approvals	Test reports
<p>European Technical Approval Option 7 for uncracked concrete</p> 	<p>Fire resistance Direct effect of flames</p> 

Two anchoring depths:



Machine Setting Tool for fixing anchors (W-FA / W-FAZ) M8 - M16



Art. No. 0904 908 016

For details, see separate product info

1. Areas of Application

- Can be used for medium to heavy loads
- **Suitable for fastening:** Metal structures, metal profiles, brackets, foot plates, supports, cable conduits, piping, wooden structures, beams, purlins, etc.
- With European Technical Approval, the anchor may be used in reinforced or non-reinforced standard concrete of a strength class of at least C20/25 and at most C50/60 in accordance with EN 206-1:2000-12
- Can be used in < C20/25 concrete and pressure-resistant natural stone (without approval)
- The anchor may only be used for anchoring under a predominantly static or quasi-static (e.g. facade, railing) load
- **Individual fastening:** Anchoring with European Technical Approval in uncracked concrete (concrete pressure zone)
- W-FA/S and W-FA/F may only be used under the conditions of **dry inside rooms**

2. Advantages

- High load-bearing capacities, small axial and edge spacing
- Time-saving pass-through mounting
- **Two anchoring depths** → **Versatile in use for medium- and heavy-load**

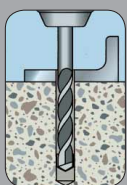
applications

- Can be loaded immediately - No wait times
- Mounting reliability ensured through the application of the prescribed torques when anchoring

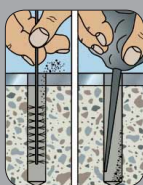
3. Properties

- Force-controlled/torque-controlled spreading anchor made of electrogalvanized and hot galvanized steel in sizes M6, M8, M10, M12, M16 and M20
- Approvals:
 - ETA-02/0001 for individual fastening**
Option 7, uncracked concrete, galvanized steel (M6 - M20) and hot galvanized (M8 - M20); Measured as per the "European Technical Approval Guideline (ETAG) of Metal Anchors for Use in Concrete", Appendix C, measuring procedure A
- Fire resistance: W-FA/S (M6 - M20) F30, F60, F90 and F120
Fire load in accordance with DIN 4102-02: 1977-09
(Standard temperature-time curve)

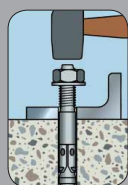
Setting instructions



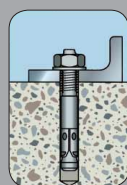
Drill hole



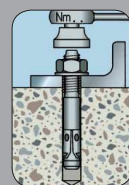
Clean drilled hole



Knock in anchor with mason's mallet or machine setting tool



Set anchor in place



Apply torque