

ASPHALT TIE BOLT W-SA A-IG

01.9

**With injection mortar
WIT-PE 500**

for working with the dispenser gun,
Art. No. 0891 009

Single attachments:
Asphalt

W-SA A-IG

with female thread M10, M16

Steel, Delta-Tone coating

Asphalt tie bolt reducers

M16 → M12 or M16 → M10



Performance facts

1. Applications

- W-SA A-IG can be used for anchoring in asphalt
- Only a constant pressure load, brief shear load and brief tensile load may be applied to the peg
- Suitable for securing bicycle stands, shopping trolley management systems, park benches, fences, barriers, signs, notices, refuse bins, construction site fences, construction site barriers etc.

2. Advantages

- Quick and easy disassembly (female thread)
- The reducers also allow smaller metric bolts or threaded parts to be used
- The fastening can be undone again at any time by unscrewing the metric bolt

Important:

- Always wear protective goggles and gloves when working with injection mortar WIT-PE 500.
- Remove the drilling shavings from the drill hole.
- The asphalt tie bolt is not suitable for constant tensile loads.

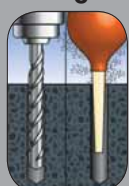
3. Properties

- Anchoring is attained via the bond between the injection mortar WIT-PE 500, the asphalt and the asphalt tie bolt, and also the positive lock between the asphalt and the asphalt tie bolt
- Injection mortar WIT-PE 500: Pure epoxy mortar
- Use at + 5°C
- Minimum shelf life: 12 months
- Storage temperature between +5°C and +25°C

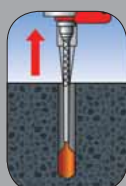
Asphalt tie bolt W-SA A-IG	Drill hole dia. [mm]	Drill hole depth [mm]	Bolt length [mm]	Minimum asphalt thickness [mm]	Art. No.	P. [Qty.]
IG M10 16 x 100	16	105 - 110	15 + attachment thickness	120	0901 716 102	25
IG M16 22 x 100	22	105 - 110	25 + attachment thickness	120	0901 722 102	20
IG M16 22 x 155	22	155 - 160	25 + attachment thickness	170	0901 722 157	20

Designation	Art. No.	P. [Qty.]
Asphalt tie bolt reducer M16 → M12	0901 700 002	25
Asphalt tie bolt reducer M16 → M10	0901 700 003	15
ZEBRA® setting tool, holder 1/2", hexagonal a/f 12, length = 140 mm	0715 137 122	1
Injection mortar WIT-PE 500, 385 ml	0903 480 001	1 / 12
Manual dispenser WIT-PE 500, 385 ml	0891 009	1
Cleaning accessories, see Product Info 29.1 WIT-PE 500		

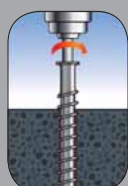
Setting instructions



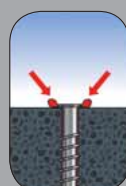
Make and clean the drill hole



Fill up the drill hole from the bottom with WIT-PE 500. Follow the instructions for use on the cartridge!



Screw in the asphalt tie bolt with the setting tool



Screw in the asphalt tie bolt flush with the surface. Compound escapes



Fit the component