

44

Scaffold Anchor

Plastic Frame Fixing

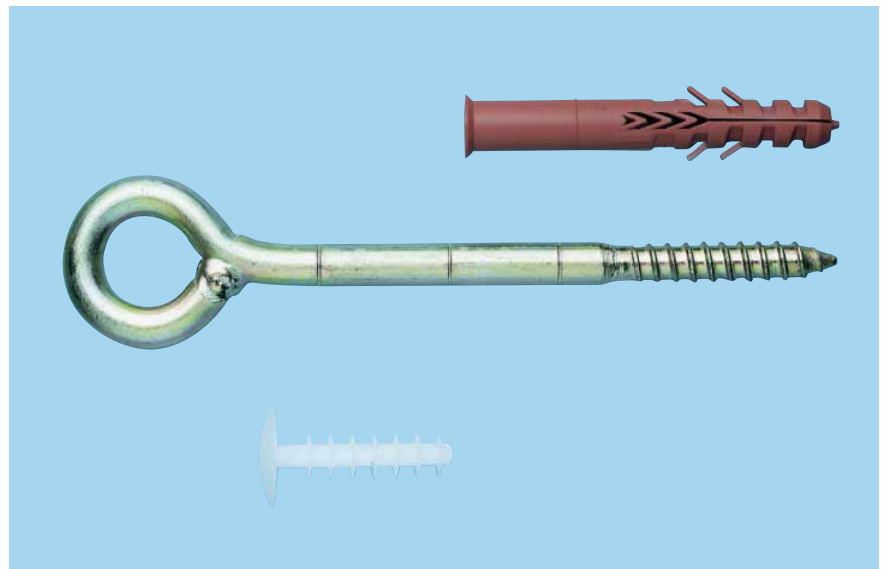
GR scaffold anchor Ø 14

GS 12 Screw eye

Galvanised steel

Cover cap

Fits GR scaffold anchor Ø 14



Efficiency Statement

Scaffold anchor

In solid materials according to DIN4420

Corresponds to the regulations of the German SIAII

1. Areas of application

- For the attachment of self-supported scaffolding GR Ø 14 with GS 12 screw eyes must be used
- Suitable for anchoring in solid materials such as concrete, solid brick and rock.
Not for use in lightweight concrete
- For perforated brick, lightweight concrete and aerated concrete we recommend our HBR Plastic Frame Fixing Anchor Ø 14 with extra-long expansion zone and GS screw eye. Furthermore, drilling with HM multi-purpose drill bits provides optimal hold

2. Advantages

- Anchor sleeve and screw eye are an optimally matched system and guarantee the greatest degree of safety
- The AK cover cap can be shortened from 50 mm to 27 mm at the intended breaking point

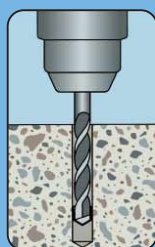
3. Characteristics

- Anchor sleeve is made of high-quality polyamide (Nylon)
- Functions at temperatures from – 40 °C to + 80 °C
- Steel screw eye (grade 4.8)
- Anchor for securing of steel pipe scaffolding during set-up, modification and dismantling in accordance with the regulations of the German statutory industrial accident insurance institution (DIN 4420). Verified via loading testing
- The polyamide sleeves may only be used once to achieve the maximum load-bearing capacity

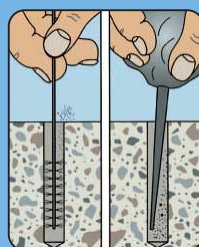
Good to know

- The screw eye must be screwed into the plastic sleeve until the tip of the screw juts out at least one screw diameter from the sleeve in order to achieve the maximum loadbearing capacity of the anchor
- The polyamide (Nylon) sleeve should be used only once
- In vertically perforated bricks use only rotary drilling (no impact drilling)
- By using HM multi-purpose bits, you can achieve a cleaner drilled in perforated bricks and much higher loads

Installation



Drill hole



Clean the drilled hole



Screw the special screw eye into the sleeve



Tighten the screw