

NAIL ANCHOR W-NA/A4

35.1



Multiple attachment of non-load-bearing systems:

Cracked and uncracked concrete
W-NA (with thread)

Stainless steel A4

Proof of performance

Approvals	
European Technical Approval Multiple attachment of non-load-bearing systems in concrete	Fire resistance Technical Report TR 020 R30 – R120

Good to know:

The nail anchor combines the advantages of an anchor bolt with simple installation, since the nail anchor is knocked into the bore hole only by the attached part. It is not necessary to apply torque subsequently. The nail anchor may be used in reinforced or non-reinforced standard concrete from minimum strength class C12/15 to maximum C50/60. The nail anchor W-NA/A4 is fire-tested in accordance with the ZTV tunnel fire curve in the cracked tensile zone.

1. Applications

- **Multiple attachment of non-load-bearing systems:** Anchoring with European Technical Approval in cracked concrete (concrete tensile zone) and in uncracked concrete (concrete pressure zone)
- Suitable for securing: light ceiling coverings and joist constructions, pipelines, cable channels, metal profiles, perforated metal tapes, wire suspension brackets, nonius hangers, wood moldings, wood laths, squared lumber etc.
- With European Technical Approval, the anchor may be used in reinforced or non-reinforced standard concrete of a strength class of C12/15 minimum and C50/60 maximum in accordance with EN 206-1:2000-12.
- W-NA/A4 (stainless steel A4) may be used outdoors (including industrial atmosphere and near the sea) or in damp rooms

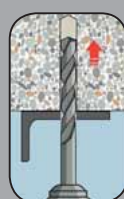
2. Advantages

- Quick and simple installation
- Pass-through mounting
- Small edge clearances and axle bases possible
- Easy setting: Just knock it in – no torque required
- No special drilling or setting tools required

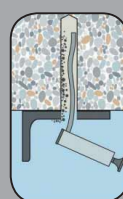
3. Features

- Load-controlled expanding peg: Expansion from the application of load
- Approval: **Multiple attachment of non-load-bearing systems in concrete:** European Technical Approval ETA-11/0339
- Fire resistance: **R30, R60, R90, R120** (anchorage base concrete C20/25 up to C50/60): Technical Report TR 020 "Evaluation of Anchorage in Concrete with Regard to Fire Resistance" (contained in ETA-11/0339)

Setting instructions



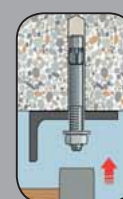
Drill the hole



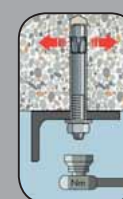
Clean the drilled hole



Check the position of the nut



Push the W-NA through the component and knock it in



Apply torque. Max. torque $T_{inst} \leq 4 \text{ Nm}$