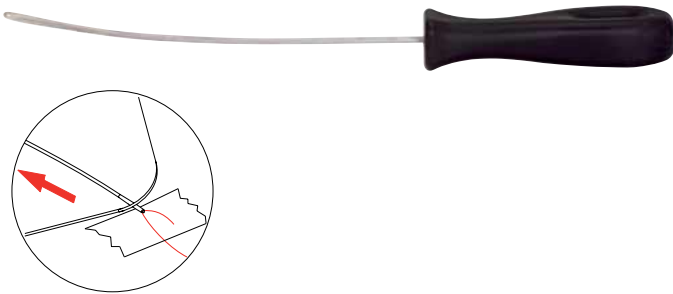


WIRE PROBE



For puncturing adhesive bead and pulling in cutting wire

Art. No. 0714 58 213

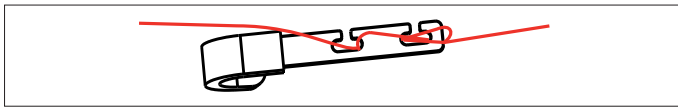
For universal use.

- Especially long, slim shape for flat and angled windows

Convenient, fast handling

- Wire is guided through tip eye, then simply pulled through adhesive bead

FASTENING HOOK



For securing cutting wire on vehicle

Art. No. 0714 58 214

Simple, economical fastening of wire

- Secure with 2 loops without cutting wire off roll. This enables wire to be pulled in again after breakage if necessary.

Gentle, universal fastening

with coated hook-in hooks

ASSEMBLY WEDGE SET



For removing interior trim and assembling cutting wire

Art. No. 0714 58 216


High stability, despite slim design

thanks to glass-fiber reinforced plastic

4 different assembly wedges for

- Prying in cutting wire behind sealing lips
- Releasing trim and covers
- Lifting sealing lips
- Lifting off clips

PROTECTOR SET



Protects interior lining and instrument panel

Prevents unwanted damage

by deflecting cutting wire from vehicle interior

Optimal handling for any application

thanks to curved or straight push-in edge

Dimensions in mm	Protector design	Art. No.	P. Qty.
450 x 300	1 x straight 1 x curved protector	0714 58 217	1
270 x 200	1 x straight 1 x curved protector	0714 58 218	1