

PinPuller® Trimming Device

For speedy final filing and straightening of all pulling electrodes.

- All electrode tips are fixed in the trimming device with the hole template.
→ Positioning in seconds.
- The hole template serves as an end stop for filing off the projecting electrode tip.
→ Quick and precise final filing.
- The trimming device can be conveniently clamped in the device with the clamping aid.
→ Simple and flexible.






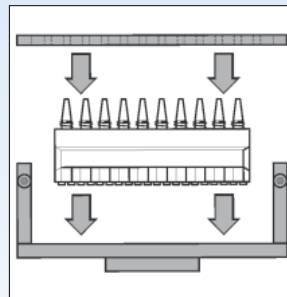
Fig.	Designation	Art. No.	
1	Trimming device with 2 templates	0691 500 380	1
2	Replacement hole template for straight pulling electrodes	0691 500 381	1
3	Replacement hole template for curved pulling electrodes	0691 500 382	1
-	Flat file	0714 61 05	1
-	File handle	0714 61 622	1
-	Allen key 6 mm	0714 31 41	1

Possible uses

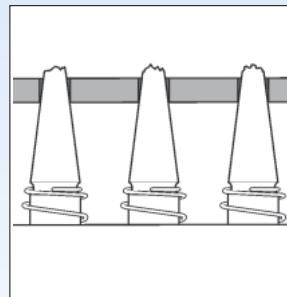


PinPuller® pulling electrodes, 3x or 5x.
PinPuller® Power pulling electrodes,
1-row or 2-row, straight or curved.

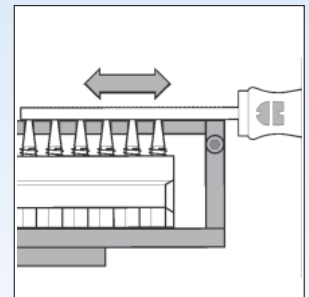
Use



Place the pulling electrode and the template into the fixture and clamp them securely in place with the Allen key



The electrode tip projects slightly out of the hole template.



Use the flat file to file off the projecting electrode tips.