





Your Guide to the Right Circular Saw Blade

● = especially suitable ○ = suitable		* Blades especially for vertical pallet saw ** Blade especially for HKS 86	Tooth shapes: FT = Flat Tooth AT = Alternating Tooth TT/FT = Trapezoidal/Flat Tooth HDF = Hollow tooth (inverted-V/flat tooth, ground) FAC = Flat tooth with alternating chamfer	Hard/soft wood, lengthwise to fibres	Hard/soft wood, crosswise to fibres	Fibreboard, MDF	Plastic-coated fibreboard
Dia.	Art. No.	Dia., cutting width/main blade thickness, mounting hole					
140	0610 140 240	140 x 2.6/1.6 x 20; Pl.-Co. Manual	Z = 24 AT	●	○	○	○
150	0611 615 024	150 x 2.8/1.8 x 20; Uni-Top	Z = 24 AT	●	○	○	○
160	0610 160 160	160 x 2.6/1.6 x 20; Pl.-Co. Manual	Z = 16 AT	●	○	○	○
	0610 160 240	160 x 2.6/1.6 x 20; Pl.-Co. Manual	Z = 24 AT	●	○	○	○
	0610 160 400	160 x 2.6/1.6 x 20; Pl.-Co. Manual	Z = 40 AT	●	●	●	●
160	0611 616 024	160 x 2.8/1.8 x 20; Uni-Top	Z = 24 AT	●	○	○	○
	0610 170 540	170 x 2.6/1.6 x 30; Pl.-Co. Manual	Z = 52 AT	●	●	●	●
170	0611 617 024	170 x 2.8/1.8 x 30; Uni-Top	Z = 24 AT	●	○	○	○
	0611 618 030	180 x 2.8/1.8 x 30; Uni-Top	Z = 30 AT	●	○	○	○
190	0610 190 243	190 x 2.8/1.8 x 30; Pl.-Co. Manual	Z = 24 AT	●	○	○	○
	0610 190 403	190 x 2.8/1.8 x 30; Pl.-Co. Manual	Z = 40 AT	●	●	●	●
	0611 619 030	190 x 2.8/1.8 x 30; Uni-Top	Z = 30 AT	●	○	○	○
200	0611 620 030	200 x 2.8/1.8 x 30; Uni-Top	Z = 30 AT	●	○	○	○
210	0610 210 600	210 x 2.8/1.8 x 30; Pl.-Co. Manual	Z = 64 AT	●	●	●	●
	0611 621 034	210 x 2.8/1.8 x 30; Uni-Top	Z = 34 AT	●	○	○	○
216	0611 621 648	216 x 2.6/1.8 x 30; Pl.-Co. Panel	Z = 48 AT	●	●	●	○
	0611 621 660	216 x 2.6/1.8 x 30; Pl.-Co. Panel	Z = 60 TT/FT	●	●	●	○
	0611 621 680	216 x 2.6/1.8 x 30; Pl.-Co. Panel	Z = 80 TT/FT	●	●	●	●
230	0611 623 034	230 x 2.8/1.8 x 30; Uni-Top	Z = 34 AT	●	○	○	○
235	0611 623 534**	235 x 2.8/1.8 x 30; Uni-Top	Z = 34 AT	●	○	○	○
240	0611 624 042	240 x 2.8/1.8 x 30; Uni-Top	Z = 42 AT	●	●	○	○
250	0611 025 241	250 x 3.2/2.2 x 30; Pl.-Co. Blank	Z = 24 AT	●	○	○	○
	0611 025 401	250 x 3.2/2.2 x 30; Pl.-Co. Standard	Z = 40 AT	●	●	○	○
	0611 025 601	250 x 3.2/2.2 x 30; Pl.-Co. Standard	Z = 60 AT	●	●	●	●
	0611 025 602	250 x 3.2/2.2 x 30; Pl.-Co. Special	Z = 60 TT/FT pos.	●	●	●	●
	0611 025 603	250 x 3.2/2.6 x 30; Pl.-Co. Special	Z = 60 TT/FT neg.	●	●	●	●
	0611 025 801	250 x 3.2/2.2 x 30; Pl.-Co. Standard	Z = 80 AT	●	●	●	●
	0611 025 802	250 x 3.2/2.6 x 30; Pl.-Co. Special	Z = 80 TT/FT pos.	●	●	●	●
	0611 025 803	250 x 3.2/2.6 x 30; Pl.-Co. Special	Z = 80 TT/FT neg.	●	●	●	●
	0611 625 042	250 x 3.0/2.0 x 30; Uni-Top	Z = 42 AT	●	○	○	○
253	0611 253 481	253 x 3.2/2.2 x 30; Pl.-Co. Trimming	Z = 48 HDF pos.	●	●	●	●
300	0611 630 048	300 x 3.2/2.2 x 30; Uni-Top	Z = 48 AT	●	○	○	○
	0611 630 061	300 x 2.4/2.0 x 25.4; Uni-Top	Z = 60 AT	●	●	●	●
	0611 030 281	300 x 3.2/2.2 x 30; Pl.-Co. Blank	Z = 28 AT	●	○	○	○
	0611 030 481	300 x 3.2/2.2 x 30; Pl.-Co. Standard	Z = 48 AT	●	○	○	○
	0611 030 723	300 x 3.2/2.6 x 30; Pl.-Co. Special	Z = 72 TT/FT neg.	●	○	○	○
	0611 030 961	300 x 3.2/2.2 x 30; Pl.-Co. Standard	Z = 96 AT	●	●	●	●
	0611 030 962	300 x 3.2/2.2 x 30; Pl.-Co. Special	Z = 96 TT/FT pos.	●	●	●	●
	0611 030 963	300 x 3.2/2.6 x 30; Pl.-Co. Special	Z = 96 TT/FT neg.	●	●	●	●
	0611 037 721	300 x 3.2/2.2 x 30; Pl.-Co. Standard	Z = 72 AT	●	●	●	●
303	0611 303 601*	303 x 3.2/2.2 x 30; Pl.-Co. Trimming	Z = 60 HDF pos.	●	●	●	●
	0611 303 602*	303 x 3.2/2.2 x 30; Pl.-Co. Trimming	Z = 60 HDF neg.	●	●	●	●
305	0611 630 536	305 x 3.0/2.2 x 30; Pl.-Co. Panel	Z = 36 AT	●	○	○	○
	0611 630 560	305 x 3.0/2.2 x 30; Pl.-Co. Panel	Z = 60 AT	●	●	●	○
305	0611 630 580	305 x 3.0/2.2 x 30; Pl.-Co. Panel	Z = 80 TT/FT	●	●	●	●
	0611 031 281	315 x 3.2/2.2 x 30; Pl.-Co. Blank	Z = 28 AT	●	○	○	○
350	0611 635 054	350 x 3.2/2.2 x 30; Uni-Top	Z = 54 AT	●	○	○	○
	0611 035 321	350 x 3.5/2.5 x 30; Pl.-Co. Blank	Z = 32 AT	●	○	○	○
	0611 035 541	350 x 3.5/2.5 x 30; Pl.-Co. Standard	Z = 54 AT	●	●	○	○
	0611 035 841	350 x 3.5/2.5 x 30; Pl.-Co. Standard	Z = 84 AT	●	●	●	●
	0611 035 843	350 x 3.2/2.6 x 32; Pl.-Co. Special	Z = 84 TT/FT neg.	●	●	●	●
	0611 035 103	350 x 3.2/2.6 x 30; Pl.-Co. Special	Z = 108 TT/FT neg.	●	●	●	●
	0611 350 720	350 x 3.2/2.2 x 30; Pl.-Co. Trimming	Z = 72 HDF pos.	●	●	●	●
400	0611 640 060	400 x 3.5/2.5 x 30; Uni-Top	Z = 60 AT	●	●	●	●
	0611 040 361	400 x 3.5/2.5 x 30; Pl.-Co. Blank	Z = 36 AT	●	○	○	○
	0611 040 601	400 x 3.5/2.5 x 30; Pl.-Co. Standard	Z = 60 AT	●	●	●	●
	0611 540 028	400 x 4.0/3.0 x 30; Pl.-Co. Build. Sites	Z = 28 FAC	○	○	○	○
450	0611 645 066	450 x 3.5/2.5 x 30; Uni-Top	Z = 66 AT	●	●	●	●
	0611 045 321	450 x 4.0/3.0 x 30; Pl.-Co. Blank	Z = 32 AT	●	○	○	○
450	0611 545 032	450 x 4.0/3.0 x 30; Pl.-Co. Build. Sites	Z = 32 FAC	○	○	○	○
	0611 550 036	500 x 4.0/3.0 x 30; Pl.-Co. Build. Sites	Z = 36 FAC	○	○	○	○