

Files

The ideal geometry of the file cut (ideal cutting angle, always same depth and regular tooth distance).

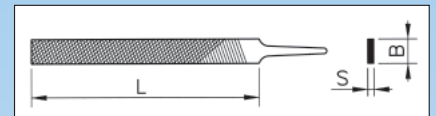
- Guarantees an even surface on the workpiece and saves time consuming refinishing,
 - allows easy removal of chips and thus prevents the workpiece from becoming scratched,
 - increases the filing capacity, therefore less exertion of energy is necessary.
- Their long service life is due to the use of quality steel and to a careful hardening process.
 - The conically shaped angle guarantees that the file stays tightly in its shaft.
 - Cut 1 → rough
Cut 2 → medium
Cut 3 → fine



L mm	150	200	250	300	350	
B mm	16	20	25	30	34.5	
S mm	4	5	6.3	6.7	7.6	
Cut	Art. No.	Art. No.	Art. No.	Art. No.	Art. No.	1
1	0714 61 00	0714 61 01	0714 61 02	0714 61 03	0714 61 04	
2	0714 61 05	0714 61 06	0714 61 07	0714 61 08	0714 61 09	
3	0714 61 10	0714 61 11	0714 61 12	0714 61 13	0714 61 14	

Engineer's Files

Flat-hand, DIN 7261, Form A



File Handles

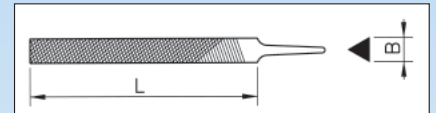
File length mm	Art. No.	
150	0714 61 59	
200/250	0714 61 60	1
300/350	0714 61 61	



L mm	150	200	250	300	
B mm	10	14	17	20	
Cut	Art. No.	Art. No.	Art. No.	Art. No.	
1	0714 61 15	0714 61 16	0714 61 17	0714 61 18	1
2	0714 61 19	0714 61 20	0714 61 21	0714 61 22	
3	0714 61 23	0714 61 24	0714 61 25	0714 61 26	

Engineer's Files

Triangular, DIN 7261, Form C



File Handles

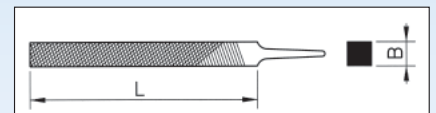
File length mm	Art. No.	
150	0714 61 58	
200	0714 61 59	1
250	0714 61 60	
300	0714 61 61	



L mm	150	200	250	300	
B mm	6	8	10	12,5	
Cut	Art. No.	Art. No.	Art. No.	Art. No.	
1	0714 61 821	0714 61 831	0714 61 30	0714 61 841	1
2	0714 61 822	0714 61 832	0714 61 31	0714 61 842	
3	0714 61 823	0714 61 833	0714 61 32	0714 61 843	

Engineer's Files

Square, DIN 7261, Form D



File Handles

File length mm	Art. No.	
150	0714 61 57	
200	0714 61 58	1
250/300	0714 61 59	